

# Annual Report 2022-2023

- **MISSION STATEMENT**

National Council for Promotion of Urdu Language (NCPUL) started its academic and administrative operations during IX Plan w.e.f. 01.04.1996. NCPUL was declared a national Nodal Agency for promotion of Urdu in the country and recognized as an important autonomous organization of Ministry of Education, Government of India devoted to promotion of Urdu language and mainstreaming of Urdu education.

NCPUL has been given the role of networking of Urdu organizations throughout the country so as the policies of the Government could be implemented in all Urdu speaking areas of the country. For past few years NCPUL has emerged as an effective coordination mechanism for promotion of Urdu language and Urdu medium education in India.

During the course of discharging its responsibilities, NCPUL has been assigned the additional responsibility of promotion of Arabic & Persian languages which have played an important role in the development of composite culture of India.

The broad goals of the Council are as under:-

- 1) To promote, develop and propagate Urdu language.
- 2) To take action for making available in Urdu language, the knowledge of scientific and technological development as well as knowledge of ideas evolved in the modern context.
- 3) To advise the Government of India on issues connected with Urdu language and having bearing on education as may be referred to it.
- 4) To undertake any other activity for the promotion of Urdu language as may be deemed fit by the Council.

The Government of India reconstituted Council on 5<sup>th</sup> December, 2018 for a period of three years or until further orders vide Order F.No.1-18/2017-L.III dated 05.12.2018 whose tenure ended w.e.f. 4<sup>th</sup> December, 2021 and new re-constitution as per Memorandum of Association (MoA) para 3.1 is under consideration of the Ministry. The composition is as follows:

## **2. COMPOSITION:**

### **2.1 The Council**

(i)	A Chairman and a Vice-Chairman to be nominated by the Government of India.
(ii)	Three MPs (two from Lok Sabha and One from Rajya Sabha).
(iii)	Not less than two and subject to maximum of four representatives of the Urdu Voluntary organizations of all India importance preferably representing different zones (to be nominated by the Government of India).
(iv)	Six Urdu Scholars in the field of Urdu language/literature to be nominated by the Government of India.
(v)	Six prominent public men interested in promotion and development of Urdu language to be nominated by Government of India.
(vi)	Commissioner for Linguistic Minorities or his representative.
(vii)	Two representatives of the Government of India, Ministry of Education, Department of Higher Education, one of whom shall be from its Internal Finance Division.
(viii)	One Representative each of four States/UTs having substantial Urdu speaking population.
(ix)	Chairman, Commission for Scientific & Technical Terminology, New Delhi.
(x)	Director, Central Institute of Indian Languages, Mysore.
(xi)	Director, Central Hindi Directorate, New Delhi.
(xii)	Director, Kendriya Hindi Sansthan, Agra.
(xiii)	Director, National Council for Educational Research and Training.
(xiv)	Nominee of University Grants Commission.
(xv)	Nominee of the Indian Council for Cultural Relations.
(xvi)	Representative of Ministry of Law.
(xvii)	Chairman, National Book Trust.
(xviii)	Chairman, Sahitya Academy.
(xix)	Director General, Doordarshan.

## 2.2 ExecutiveBoard:

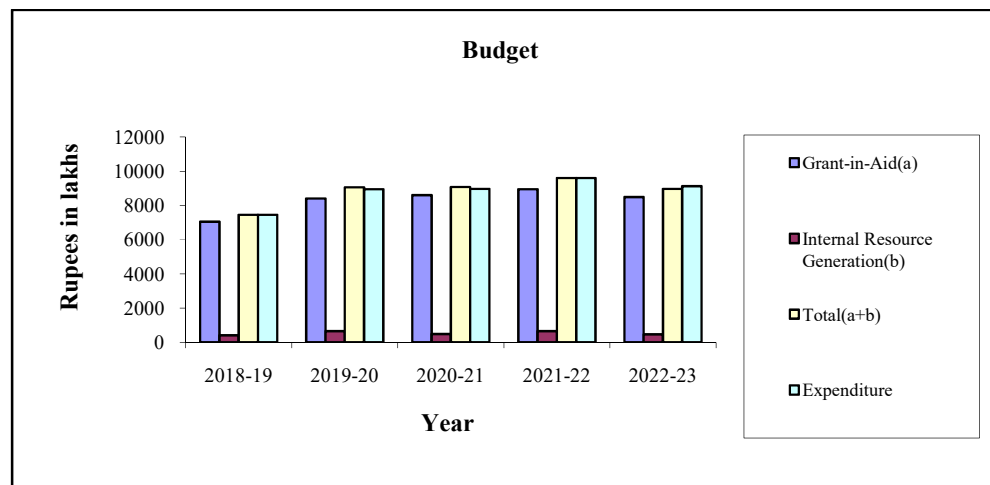
(1)	The Chairman - Chairman of the Council.
(2)	Vice-Chairman of the Council shall be the ex-officio Vice-Chairman of the Executive Board.
(3)	Two representatives of the Ministry of Education, Government of India (same as for the Council).
(4)	One member each outof 3.1 (iii) (iv) (v) to be nominated by the Government.
(5)	Two representatives of States out of 3.1 (viii) to be nominated by the Government of India.
(6)	Director.

## 2.3 Finance Committee :

The Executive Board of the Council shall appoint a Finance Committee consisting of five members of which three will be out of the members of the Council and the Financial Adviser and members. The Chairman of the Finance Committee shall be appointed by the Executive Board.

## 3. BUDGET 2022-2023:

During the financial year 2022-2023, NCPUL received a grant of Rs. 8500.00 lakhs which includes Rs. 300.00 lakhs of NE Region from the Ministry of Education, Government of India and generated an internal income of Rs. 466.85 lakhs which has been utilized for various approved Urdu promotion programmes in furtherance of objectives enshrined in the Memorandum of Association.



### 3.1 **AUDIT OF ACCOUNTS:**

As per Memorandum of Association and Rules of the Council, the accounts of the NCPUL are to be audited by the Comptroller and Auditor General of India. The audit of accounts of the Council for the year 2021-22 has been conducted by the Director General of Audit, Central Expenditure, New Delhi.

### 4. **Meetings :**

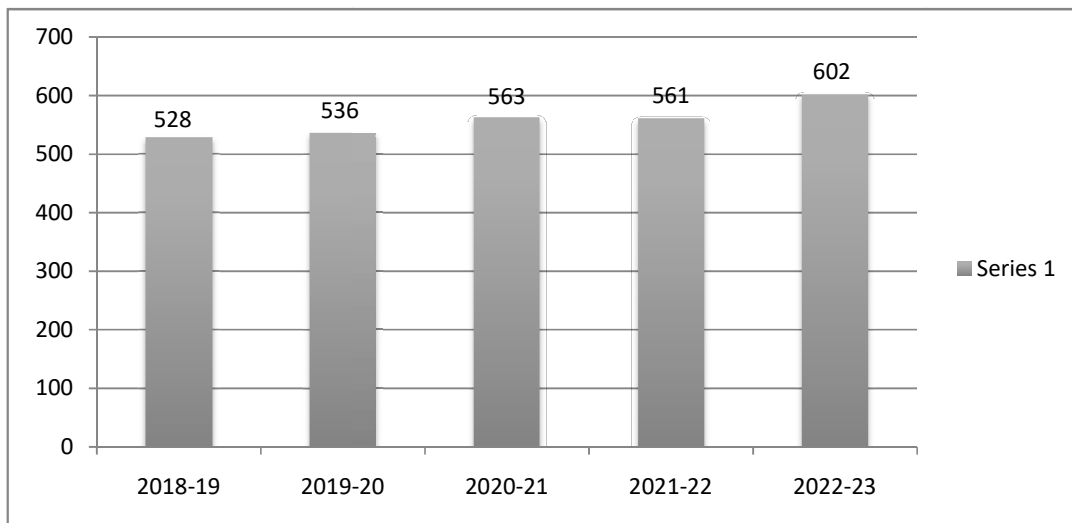
To gear up the academic and administrative operations and bring these in line with the objectives as mentioned in the Memorandum of Association, various statutory bodies of NCPUL had their sessions and laid down the working agenda of the Council. During the period from 01.04.2022 to 31.03.2023, no meeting of General Body and Executive Board had been convened as re-constitution as per Memorandum of Association (MoA) para 3.1 and para 4.1 is under consideration of the Ministry.

## 5. **ANNUAL ACTIVITIES**

### 5.1 **TECHNICAL EDUCATION**

To link Urdu language to the knowledge of scientific and technological development and the knowledge of ideas evolved in the modern context, NCPUL runs certain technical courses like Computer Application, Business Accounting & Multilingual-DTP (CABA-MDTP) Course and Calligraphy and Graphic Design course through approved agencies.

**Computer Applications, Business Accounting and Multilingual DTP Centres**



**No. CABA-MDTP Centres**

### 5.1.1 ESTABLISHMENT OF COMPUTER APPLICATIONS, BUSINESS ACCOUNTING AND MULTILINGUAL DTP CENTRES (CABA-MDTP)

One of the significant initiatives of the Council has been the transformation of the Urdu speaking population into part of the employable technological workforce in the emerging information technological scenario and the penetration of computer education to the grass root level. NCPUL launched one year course 'Diploma in Computer Applications, Business Accounting and Multilingual DTP' across the country.

Transfer of information technology to language and making Urdu speaking boys' and girls' part of employable technological work force of India, the Council establishes Computer Applications, Business Accounting and Multilingual DTP Centres (CABA MDTP) across the country. The course has recognition from National Skill Development Agency, Ministry of Skill Development and Entrepreneurship, Govt. of India. Till date 287957 students including 121110 girls have been awarded Diploma under this Scheme.



**Students of CABA-MDTP Centre**

During the year 2022-23, 31729 students including 14002 girls students have been admitted in July and January sessions to pursue this course. As per information received from all Centres, most of the students including girls acquiring diploma in CABA-MDTP Centres to get employment locally in private sector and educational institutions and other self employed and running computer based centres/institutions.

Physical Target			Target Achieved				
	Old	New	Total		Old	New	Total
Main	333	54	387	Main	299*	54**	353
Accr	228	Nil	228	Accr	249***	Nil	249
<b>Total</b>	<b>561</b>	<b>54</b>	<b>615</b>	<b>Total</b>	<b>548</b>	<b>54</b>	<b>602</b>


(\*02 Main centre closed due to poor performance in May 2022 and September 2022.  
 \*\*54 Centres established in July 2022 (47new) including 07 Phased out centres converted into Main centre.  
 \*\*\*32 centres phased out during 2022-23 in July 2022 (09), October 2022(06), January 2023(17) and 04 phased out centre closed in September 2022.

Students	31729	31729 (Including 14002 girls)
Faculties	1661	1661 <b>(Annexure-I)</b>

Financial Target	Target Achieved
Rs.4154.00 lakh	Rs. 4153.58 lakh

### 5.1.2 CALLIGRAPHY AND GRAPHIC DESIGN CENTRES (CGDC)

To preserve and promote traditional calligraphy, a rich heritage of India and dovetailing it with the modern graphic design so as employment and entrepreneurship is created, the Council sets up Calligraphy & Graphic Design Centres.



**Students of Calligraphy & Graphic Design Centre**

Physical Target			Target Achieved				
	Old	New	Total		Old	New	Total
Centres	63	10	73	Centres	61	10	71*
					(*02 centres closed in 2022-23 due to poor performance)		
Students			3400				3328 (including 1929 girls)
Faculties/Atnd.			215				213

(Annexure-II)

Financial Target	Target Achieved
Rs. 368.00 lakh	Rs.367.62 lakh

## 5.2 GRANT-IN-AID URDU

The NCPUL provides financial assistance to various NGOs towards select activities for promotion of Urdu.

### 5.2.1 Support to organizations for select Urdu promotion activities.

In order to promote Urdu language in various parts of the country, NCPUL provides financial assistance to voluntary and other organizations to hold seminars and lectures upto monetary limit Rs. 37,500/- for district level, Rs.75,000/- for state level, Rs.1,50,000/- for national level and Rs.4,50,000/- for international level or as evaluated by the Committee whichever is less. During the year, following expenditure incurred.

Financial Target	Target Achieved
Rs.75.00 lakh	Rs.74.90 lakh

### 5.2.2 Bulk Purchase of Books

To encourage writing of valuable books by bonafide Author/Editor/Translator etc. of Urdu language, Council purchases books upto ceiling limit Rs.30,000 for creative writing, Rs.45,000 for rest of the books and Rs. 45,000 for periodicals/journals directly from them for free distribution to Urdu Libraries functioning all over India. During the year, following expenditure incurred.

Financial Target	Target Achieved
Rs. 37.00 lakh	Rs.37.38 lakh

### 5.2.3 Publication of manuscripts.

NCPUL provides financial assistance upto 80% of the printing cost of 500 print copies subject to maximum of Rs. 75,000/- for printing of manuscript in Urdu after due evaluation by the experts. During the year, following expenditure incurred.

**Financial Target**

Rs.22.00 lakh

**Target achieved**

Rs. 22.25 lakh

### 5.2.4 Financial Assistant for Projects

National Council for Promotion of Urdu Language provides financial assistance to individual scholars of eminent/research scholars for field studies and Academic Projects as defined in scheme. Financial assistance of Rs.105000/- on these projects will be admissible which includes (i) Rs.75000/- as an honorarium for projects. (ii) 15000/- for travel (iii) Rs.15000/- for contingency including stationery, postage, photocopy etc. and books purchased for the projects. (iv) Subject to minimum 250 to 300 pages. During the year, following expenditure incurred.

**Financial Target**

Rs. 25.00 lakh

**Target Achieved**

Rs. 24.40 lakh

### 5.2.5 Urdu Press Promotion

NCPUL provides financial assistance to small and medium Urdu newspapers for availing Urdu service of the news provider agency. Besides this panel basis advertisement is also provided to promote Urdu print media/Newspaper.

**Physical Target**

Advertisement – 804  
papers & Magazine

**Target Achieved**

Advertisement – 804  
Papers & Magazine

**Financial Target**

Rs. 168.00 lakh

**Target Achieved**

Rs.168.22 lakh

### 5.3 PUBLICATION OF BOOKS & PERIODICALS (IN HOUSE)

NCPUL is the principal Urdu publication house under the Government of India. The publications of NCPUL have been rated very high in the academic circles.

The focus of publication programme remains on production of quality children literature and textbooks for Urdu medium schools. The most important activity under publication is making available authentic texts produced during last 300 years of evolution of Urdu poetry and prose.



# ماہنامہ اردو دنیا

نئی دہلی  
 Monthly URDU DUNIYA, New Delhi

• وائےمبائی: ادب شناس شہر  
 • سوشل میڈیا: تقییم و اثرات  
 • مہا بھارت کے اردو تراجم  
 • نازش پر تاب گڑھی: حب وطن کا شاعر  
 • اردو ایک بین الاقوامی زبان ہے

## ہندوستان میں دھوم

### ہماری زبان کی ہے

# فکر و تخیل

سہ ماہی



امیر خسرو کی تاریخی تصانیف



خطوطِ غالب کا اسلوبی مطالعہ



سافر ان شبلی منزل

تقریباً صحافت اور بیچ اخبارات

شاعر زبداء مسعود مسلمان


صنعت اندر صنعت، آزاد منزل سے سفر الٹک



سفر نامہ برقیہ اور ہندوستانی تہذیب و ثقافت



قومی کونسل برائے اردو نئی دہلی



<b>Physical Target</b>		<b>Target Achieved</b>	
New titles	- 40	New titles	- 40
Reprints	- 23	Reprints	- 23
Urdu Duniya	- 12	Urdu Duniya	- 12
Bachon ki Duniya	- 12	Bachon ki Duniya	- 12
Fikr-o-Tehqeeq	- 04	Fikr-o-Tehqeeq	- 04
Khawateen Duniya	- 12	Khawateen Duniya	- 12
Course books	- 75	Course books	- 75
<b>Financial Target</b>		<b>Target Achieved</b>	
Rs. 667.00 lakh		Rs.666.68 lakh	

#### 5.4 BOOK PROMOTION

NCPUL promotes Urdu books through Sales and Exhibitions across the country. After the grand success of 24 Kul Hind (National) Urdu Kitab Melas at different places like Delhi (4), Mumbai (4), Hyderabad (3), Lucknow (2), Aurangabad (1), Srinagar (3), Malegaon (2), Kolkata, Patna, Bhiwandi, Solapur, Kishanganj (one at each destination) respectively, 25<sup>th</sup> Kul Hind (National) Urdu Kitab Mela was organised at Vaniyambadi, T.N. (Council organized three Regional Kitab Melas at Guwahati, Delhi and Malegaon in past also).

<b>Physical Target</b>		<b>Target Achieved</b>	
1. National Urdu Book Fair	01	National Urdu Book Fair, Vaniyambadi, Tamil Nadu	01
2. Participation in Book Fairs	11	Participated	11
3. Exhibition on Wheels	03	Exhibition on Wheels	03
		<ul style="list-style-type: none"> <li>• Telengana &amp; Maharashtra.</li> <li>• Maharashtra &amp; Uttar Pradesh</li> <li>• Uttar Pradesh &amp; Telangana State</li> </ul>	
<b>Financial Target</b>		<b>Target Achieved</b>	
Rs.164.00 lakh		Rs. 164.36 lakh	

#### 5.5 (a)ACADEMIC PROJECTS/COLLABORATION (IN HOUSE)

The projects related to preparing of dictionaries, terminologies, encyclopaedia, kulliyat, children literature reference/text books etc. are undertaken by NCPUL.

Panel Meetings/  
Workshops      - 20

Panel Meetings/  
Workshops

20

Rs. 71.00 lakh

Rs. 70.47 lakh

**5.6 National Conference/Webinars/Seminars/  
Mushairas/Workshops/Cultural Events etc.**

NCPUL organizes /national conferences/Webinars/ seminars/ mushairas/workshops and cultural events at different places of the country.

**Physical Target**

- a. E-International Tarahi Mushaira – 01
  
- b. National Seminars /Webinars/Mushairas/  
Workshops/Cultural Events – 12

**Target Achieved**

A. An online E-International Tarahi Mushaira through Zoom app was held on 11<sup>th</sup> August, 2022.

B. National Seminars/ Webinars/ Mushairas/Workshops/Cultural Events – 12

1. A Prize distribution programme on 'Bharat of APJ Abdul Kalam's Dreams' was organized on 20<sup>th</sup> June, 2022 at India International Centre, Lodhi Road, New Delhi.

2. An All India Kavi Sammelan/Mushaira was organized on 25<sup>th</sup> June, 2022 in collaboration with Bharti Vidyapeeth's Institute of Computer Applications & Management, Pashim Vihar, Rohtak Road, New Delhi.

3. A Five-day workshop on Professional Development of Urdu Teachers was organized from 18-22 July, 2022 at Kashmir in collaboration with Directorate of Distance Education, University of Kashmir.

4. A one-day Cultural programme of Ghazal recital was held on 29<sup>th</sup> August, 2022 at Himalayan Welfare Foundation, Jagan (JN) Place, Ghumarwin, Distt, Bilaspur, H.P.

5. A talk on 'Exploring the Linguistics of Mahatma Gandhi: The Formation of His Ideas in Relation to Urdu During the African Years' was held on 30<sup>th</sup> September, 2022.

6. A one-day Interactive Programme with the representatives of the Schools, Colleges, Madaras and NGO's of Nagaland in collaboration with Ajmal Foundation, Hojai, Assam and Muslim Council Dimapur was organized on 6th November, 2022 at Dimapur, Nagaland.

7. A talk on 'The Legacy of Maulana Abul Kalam Azad' on the occasion of his 135<sup>th</sup> birth anniversary was held on 10th November, 2022.

8. A talk on 'Unification of India and Indian Constitutions' was held on 24th November, 2022.

9. A one-day Interactive Programme cum Convocation Ceremony with the stake holders Vijaywada and thereabouts was organized on 12th December, 2022 at Vijaywada, Andhra Pradesh.

10. A four days orientation programme was organized from 20 to 23 February 2023 at A.R. Shaikh Assembly Hall, Azam Campus, Pune. A Cultural Programme on 'The Untold Story of Sahir Ludhianwi and Amrita pritam' was also organized on 20<sup>th</sup> February, 2023.

11. A discussion on 'Importance of Mother Tongue and its Implementation in the Multilingual Mosaic of India' was organized on 17 March, 2023 at Stain Auditorium, India Habitat Centre, Lodhi Road, New Delhi.

12. A literary cum cultural program was organized from 18<sup>th</sup> to 19<sup>th</sup> March 2023 at Maulana Azad Institute of Humanities Sciences and Technology, Mahmudabad, Sitapur-UP.

**Financial Target**

Rs.21.00 lakh

**Target Achieved**

Rs.21.01 lakh

**5.7 VOCATIONAL COURSE (PAPER MACHIE)**

Paper Machie Skill Development and Training Course was designed to generate employment opportunities, to promote, develop and propagate Urdu language through art and craft.

<b>Physical Target</b>			<b>Target Achieved</b>				
	<b>Existing</b>	<b>New</b>	<b>Total</b>		<b>Existing</b>	<b>New</b>	<b>Total</b>
Centres	02	04	06	Centres	02	04	06
Students	80	160	240	Students	80	160	240
Faculties	06	12	18	Faculties	06	12	18

<b>Financial Target</b>	<b>Target Achieved</b>
Rs. 27.00 lakh	Rs. 26.51 lakh

**5.8 PRODUCTION & TELECAST OF URDU DUNIYA ON TV**

To boost & popularize Urdu Language awareness among Urdu population about activities undertaken for the promotion of Urdu language, literatures and culture at National level, NCPUL engaged ETV (Urdu) now News18 Urdu for production & telecast weekly episodes of half an hour 'Urdu Duniya'.

<b>Physical Target</b>	<b>Target Achieved</b>
44 episodes	44 episodes

<b>Financial Target</b>	<b>Target Achieved</b>
Rs. 41.00 lakh	Rs. 40.71 lakh

**5.9 DISTANCE EDUCATION (URDU)**

One Year Diploma in Urdu Language & Urdu Online Learning Programme

To fulfill the requirement of a large number of learners across the country and popularize Urdu language and its script across the country, the Council has launched one year Diploma in Urdu course through Hindi and English mediums. This course has received an overwhelming response throughout the country. 'Urdu Online Learning Programme' launched wherein at present 34597 learners consisting 31553 Indians and 3044 foreigners registered.



**Students of Urdu Study Centre**

The physical as well as financial targets for the scheme are achieved as per the existing norms of the Council. Council runs Urdu correspondence course through accredited Centres to award One Year Diploma in Urdu. There are 1595 (993 Urdu Study Centres and 602 CABA-MDTP Centres) existing centres to teach 98174 learners including 48116 girls in Urdu study Centres and provided necessary assistance to NGOs who run our course, as per revised norms of the Scheme. One Year Urdu Diploma is compulsory for CABA-MDTP.

<b>Physical Target</b>			<b>Target Achieved</b>				
	<b>Existing</b>	<b>New</b>	<b>Total</b>	<b>Existing</b>	<b>New</b>	<b>Total</b>	
Centres	954	81	1035	Centres	912	81	993* (*42 centres are closed during the year 2022-23)
Students			66450	Students		66445 (including 34114 girls)	<b>(Annexure III)</b>
Faculties			1687	Faculties		1687	
CABA-MDTP (centres) (incl. Accrd. & phased out)			602	CABA-MDTP (centres) (incl. Accrd. & phased out)		602	
Students (CABA-MDTP)			31729	Students (CABA-MDTP)		31729 (including 14002 girls)	
Faculties (CABA-MDTP)			602	Faculties (CABA-MDTP)		602	
Total Faculties			2289	Total Faculties (1687+602)		2289	
Total Centres			1595	Total Centres (993+602)		1595	
Total Students			98174	Total Students		98174 (including 48116 girls)	
<b>Financial Target</b>			<b>Target Achieved</b>				
Rs. 1050.00 lakh			Rs. 1050.01 lakh				

## 5.10 PROMOTION OF ARABIC/PERSIAN

Government of India recognizes the importance of classical languages Arabic and Persian in preserving the cultural heritage of India. Therefore, the Council administers schemes for promotion of these languages.

### 5.10.1 GRANT-IN-AID (ARABIC/PERSIAN)

During the year, following expenditure incurred on account of :-

(a) Bulk purchase of books (A/P), (b) Publication of manuscripts (A/P), (c) Seminars (A/P), (d) Projects (A/P)

<b>Financial Target</b>	<b>Target Achieved</b>
Rs. 6.00 lakh	Rs. 5.65 lakh

**5.10.2 DISTANCE EDUCATION (ARABIC/PERSIAN)**

The Council runs Two Years Diploma and One Year Certificate courses in Arabic and one year certificate course in Persian through NGOs Study Centres. Financial assistance has been provided in following areas.

**(a) Diploma in Functional Arabic**

<b>Physical Target</b>			<b>Target Achieved</b>				
	<b>Existing</b>	<b>New</b>	<b>Total</b>		<b>Existing</b>	<b>New</b>	<b>Total</b>
Cent.	463	50	513	Cent.	448	49	497*
				(*16 centres are closed during the year 2022-24)			
Students			34361	Students			34361 (including 16298 girls) <b>(Annexure IV)</b>
Faculties			1680	Faculties			1680
<b>Financial Target</b>			<b>Target Achieved</b>				
Rs. 775.00 lakh			Rs.774.79 lakh				

**(b) Certificate in Arabic Language**

<b>Physical Target</b>			<b>Target Achieved</b>				
	<b>Existing</b>	<b>New</b>	<b>Total</b>		<b>Existing</b>	<b>New</b>	<b>Total</b>
Cent.	482	44	526	Cent.	458	44	502*
				(*24 Centres are closed during the year 2022-23)			
Students			30253	Students			30253 (including 14705 girls) <b>(Annexure V)</b>
Faculties			798	Faculties			798
<b>Financial Target</b>			<b>Target Achieved</b>				
Rs. 363.00 lakh			Rs. 362.52 lakh				

**(c) Certificate in Persian Language**

<b>Physical Target</b>			<b>Target Achieved</b>				
	<b>Existing</b>	<b>New</b>	<b>Total</b>		<b>Existing</b>	<b>New</b>	<b>Total</b>
Cent.	99	25	124	Cent.	97	22	119*
				(*05 Centres are closed in the year 2022-23)			
Students			7368	Students			7369 (including 3149 girls) <b>(Annexure VI)</b>
Faculties			194	Faculties			194
<b>Financial Target</b>			<b>Target Achieved</b>				
Rs.108.00 lakh			Rs.108.21 lakh				

6. **Office/Establishment** NCPUL incurred expenditure on P & A and other personnel claims of regular staff working against sanctioned strength. In addition to this, other expenditure on retirement benefit, maintenances, office equipment/building and restoration of essential services like telephone/ internet / postage / transportation and miscellaneous office contingencies etc. incurred.

**Financial Target**  
Rs. 966.38 lakh

**Target Achieved**  
Rs. 996.38 lakh

7. **National Committee for Minorities' Education (NMCME)** **Monitoring for Education** Minority Cell under M/o Education has assigned the responsibility for providing logistical support to the Standing Committee of NMCME and its Chairperson vide letter no. 6-3/2007-MC dated 14<sup>th</sup> June, 2010 with initial budget allocated Rs. 26.00 lakh. During the year 2022-23, NCPUL continued the support to the Minority Cell. The reconstitution of the Committee is under consideration of the Ministry.

**Chapter Activities undertaken for the Persons with Disabilities :**

*This Council implement all policy decision meant for benefits of Persons with Disabilities under Act. The list of some activities done for the benefit of Persons with Disabilities are as under:*

- *The provision of age relaxation and other benefits like exemption of fee is incorporated in each advertisement of vacancy.*
- *The ramp and toilets as per the laid down standards meant for Persons with Disabilities has been provided in the new building construction at Jasola, New Delhi.*
- *The preference to the proposal received from the Persons with Disability under provision is being added in the existing schemes for consideration so that Persons with Disabilities could get the due benefit of Scheme within the laid down parameter of scheme.*

*Vide OM No.36039/1/2019-Estt.(Res) dated 31.01.2019, GoI include Economically Weaker Sections Category for reservation in government employment for which an Income & Asset Certificate to be Produced By Economically Weaker Sections in the format. NCPUL initiated the action and published advertisement accordingly.*



## EXECUTIVE SUMMERY

<b>TECHNICAL EDUCATION</b>	<b>Physical Target</b>			<b>Target Achieved</b>				
		<b>Old</b>	<b>New</b>	<b>Total</b>		<b>Old</b>	<b>New</b>	<b>Total</b>
Establishment of Computer Applications, Business Accounting and Multilingual DTP Centres (CABA-MDTP)	Main -	333	54	387	Main -	299*	54**	353
	Accr -	228	Nil	228	Accr -	249***	Nil	249
	<b>Total</b>	<b>561</b>	<b>54</b>	<b>615</b>	<b>Total</b>	<b>548</b>	<b>54</b>	<b>602</b>
					(*2 Main centre closed due to poor performance in May 2022 and september 2022. **54 Centres establishd in July 2022 (47 new) including 07 Phased out centres converted to Main centre. ***32 centres phased out during 2022-23 in July 2022 (09), october 2022 (06), January 2023 (17) and 04 phased out centre closed in September 2022.			
	Students	31729			Students	31729 (including 14002 girls)		
	Faculties	1661			Faculties	1661		
	<b>Financial Target</b> Rs.4154.00 lakh				<b>Target Achieved</b> Rs 4153.58 lakh			
Calligraphy and Graphic Design Centres (CGDC)	<b>Physical Target</b>			<b>Target Achieved</b>				
		<b>Old</b>	<b>New</b>	<b>Total</b>		<b>Old</b>	<b>New</b>	<b>Total</b>
	Centres	63	10	73	Centres	61	10	71*
					(*02 centres closed in 2022-23 due to poor performance)			
	Students	3400			Students	3328 (including 1929 girls)		
	Faculties/Attnd.	215			Faculties/Attnd.	213		
<b>Financial Target</b> Rs. 368.00 lakh				<b>Target Achieved</b> Rs. 367.62 lakh				
<b>GRANT-IN-AID (URDU)</b>								
Support to Organisations for select Urdu promotion activities.	<b>Financial Target</b> Rs 75.00 lakh			<b>Target Achieved</b> Rs. 74.90 lakh				
Bulk purchase of books/ journals	<b>Financial Target</b> Rs 37.00 lakh			<b>Target Achieved</b> Rs 37.38 lakh				
Publication of manuscript	<b>Financial Target</b> Rs.22.00 lakh			<b>Target Achieved</b> Rs. 22.25 lakh				
Financial Assistance for Projects	<b>Financial Target</b> Rs. 25.00 lakh			<b>Target Achieved</b> Rs. 24.40 lakh				

<b>Urdu Press Promotion</b>	Advertisement – 804 papers & magazines		Advertisement–804 papers & magazines	
	<b>Financial Target</b> Rs. 168.00 lakh		<b>Target Achieved</b> Rs. 168.22 lakh	
<b>Publications of Books &amp; Periodical (In-house)</b>	<b>Physical Target</b>		<b>Target Achieved</b>	
	New titles	- 40	New titles	- 40
	Reprints	- 23	Reprints	- 23
	Urdu Duniya	- 12	Urdu Duniya	- 12
	Bach. ki Duniya	- 12	Bachon ki Duniya	- 12
	Fikr-o-Tehq	- 04	Fikr-o-Tehqeeq	- 04
	Khawat. Duniya	- 12	Khawat.Duniya	-12
	Course books	- 75	Course books	- 75
	<b>Financial Target</b> Rs. 667.00 lakh		<b>Target Achieved</b> Rs.666.68 lakh	
<b>Book Promotion</b>	<b>Physical Target</b>		<b>Target Achieved</b>	
	National Urdu Book Fair	01	National Urdu Book Fair, Vaniyamabdi, Tamil Nadu	01
	Participation in Book Fairs	11	Participated	11
	Exhibition on Wheels	03	Exhibition on Wheels 1. Telangana & Maharashtra, 2. Maharashtra & U.P 3. U.P & Telangana	03
	<b>Financial Target</b> Rs164.00 lakh		<b>Target Achieved</b> Rs164.36 lakh	
<b>Academic Projects / Collaboration (In-house)</b>	<b>Physical Target</b>		<b>Target Achieved</b>	
	Panel Meetings/ workshops	20	Panel Meetings/ workshops	20
<b>Academic Projects E-Kitaab &amp; E-Library</b>	<b>Financial Target</b> Rs. 71.00 lakh		<b>Target Achieved</b> Rs. 70.47 lakh	
<b>International/National Conference/Webinars/Seminars/Mushairas/ Cultural events/Workshops etc.</b>	<b>Physical Target</b>		<b>Target Achieved</b>	
	E-International Tarahi Mushaira	01	E-International Tarahi Mushaira	01
	National Seminars/Workshop/ Mushairas/Cultural Events etc.	12	National Seminars/Workshop/ Mushairas/Cultural Events etc.	12
	<b>Financial Target</b> Rs.21.00 lakh		<b>Target Achieved</b> Rs. 21.01 lakh	

<b>Vocational Course</b>	<b>Physical Target</b>			<b>Target Achieved</b>				
		<b>Existing</b>	<b>New</b>	<b>Total</b>		<b>Existing</b>	<b>New</b>	<b>Total</b>
	Centres	02	04	06	Centres	02	04	06
	Students	80	160	240	Students	80	160	240
	Faculties	06	12	18	Faculties	06	12	18
	<b>Financial Target</b> Rs. 27.00 lakh			<b>Target Achieved</b> Rs. 26.51 lakh				
<b>Production &amp; Telecast of Urdu Duniya on TV</b>	<b>Physical Target</b> 44 episodes			<b>Target episodes</b> 44 episodes				
	<b>Financial Target</b> Rs. 41.00 lakh			<b>Target Achieved</b> Rs. 40.71 lakh				
<b>Distance Education (Urdu)</b>	<b>Physical Target</b>			<b>Target Achieved</b>				
		<b>Existing</b>	<b>New</b>	<b>Total</b>		<b>Existing</b>	<b>New</b>	<b>Total</b>
	Cent.	954	81	1035	Cent.	912	81	993*
					(*42 Centres are closed during the year 2022-23)			
	Students			66450	Students			66445 (including 34114 girls)
	Faculties			1687	Faculties			1687
	CABA-MDTP Centres (incl. Accrd. & phased out)			602	CABA-MDTP Centres (incl. Accrd. & phased out)			602
	Students (CABA-MDTP)			31729	Students (CABA-MDTP)			31729 (including 14002 girls)
	Faculties(CABA-MDTP)			602	Faculties(CABA-MDTP)			602
	Total Faculties			2289	Total Faculties			2289
	Total Centres			1595	Total Centres(993+602)			1595
	Total Students			98174	Total Students			98174 (including 48116 girls)
		<b>Financial Target</b> Rs1050.00 lakh			<b>Target Achieved</b> Rs. 1050.01 lakh			
<b>GRANT-IN-AID (ARABIC &amp; PERSIAN)</b>	Bulk Purchase of books/journals(A/P), Publication of manuscripts (A/P), Seminar/Conference/workshop (A/P), Project (A/P)							
	<b>Financial Target</b> Rs. 6.00 lakh			<b>Target Achieved</b> Rs. 5.65 lakh				
<b>Diploma in Functional Arabic</b>	<b>Physical Target</b>			<b>Target Achieved</b>				
		<b>Existing</b>	<b>New</b>	<b>Total</b>		<b>Existing</b>	<b>New</b>	<b>Total</b>
	Cent.	463	50	513	Cent.	448	49	497*
					(*16 centres are closed during the year 2022-24)			
	Students			34361	Students			34361 (Including 16298 girls)
Faculties			1680	Faculties			1680	

	<b>Financial Target</b> Rs. 775.00 lakh				<b>Target Achieved</b> Rs. 774.79 lakh			
<b>Certificate in Arabic Language</b>		<b>Existing</b>	<b>New</b>	<b>Total</b>		<b>Existing</b>	<b>New</b>	<b>Total</b>
	Cent.	482	44	526	Cent.	458	44	502*
					(*24 centres are closed during the year 2022-23)			
	Students			30253	Students			30253 (Including 14705 girls)
	Faculties			798	Faculties			798
	<b>Financial Target</b> Rs.363.00 lakh				<b>Target Achieved</b> Rs. 362.52 lakh			
<b>Certificate in Persian Language</b>		<b>Existing</b>	<b>New</b>	<b>Total</b>		<b>Existing</b>	<b>New</b>	<b>Total</b>
	Cent.	99	25	124	Cent.	97	22	119*
					(*05 Centres are closed in the year 2022-23)			
	Students			7368	Students			7369 (Including 3149 girls)
	Faculties			194	Faculties			194
	<b>Financial Target</b> Rs. 108.00 lakh				<b>Target Achieved</b> Rs. 108.21 lakh			
<b>Office/Establishment</b>	<b>Financial Target</b> Rs. 966.38 lakh				<b>Target Achieved</b> Rs. 996.38 lakh			

## Computer Applications, Business Accounting &amp; Multilingual DTP (CABA-MDTP)

STATE NAME	CENTRES/ NGO	MALE						FEMALE						GRAND TOTAL
		SC	ST	GENERAL		OBC		SC	ST	GENERAL		OBC		
				MINOR ITY	OTHERS	MINORITY	OTHERS			MINOR ITY	OTHERS	MINORITY	OTHERS	
ANDHRA PRADESH	11	6	3	25	34	80	38	7	-	33	29	70	61	386
ASSAM	34	32	21	563	491	36	41	38	38	332	329	40	36	1997
BIHAR	62	78	7	410	260	439	325	46	2	245	185	254	233	2484
CHHATTISGARH	3	-	1	17	2	2	2	3	1	18	1	4	1	52
DELHI	20	16	2	242	211	78	52	14	1	286	262	92	53	1309
GOA	1	-	-	11	11	1	0	-	-	14	4	-	-	41
GUJARAT	6	-	-	66	42	5	0	-	-	46	25	9	-	193
HARYANA	4	-	-	13	7	24	27	-	-	11	3	12	11	108
HIMACHAL PRADESH	9	20	13	70	62	5	9	26	10	83	73	9	3	383
J&K, Ladakh	119	91	272	1973	1992	63	62	77	268	1784	1845	98	45	8570
JHARKHAND	13	33	20	63	35	166	138	24	33	42	23	87	52	716
KARNATAKA	13	14	3	6	26	133	67	16	2	10	12	94	56	439
KERALA	8	1	-	1	-	187	99	1	-	-	-	20	33	342
MADHYA PRADESH	12	26	3	64	66	94	91	11	4	57	37	56	40	549
MAHARASHTRA	31	4	1	396	239	32	21	27	1	400	230	55	29	1435
MANIPUR	30	16	299	40	58	404	313	28	180	32	54	280	291	1995
MEGHALAYA	2	1	1	13	6	0	0	-	2	17	5	-	-	45
ODISHA	6	5	8	83	45	5	7	9	21	50	58	9	10	310
PUDDUCHERRY	1	2	-	0	-	14	3	-	-	1	-	23	14	57
PUNJAB	4	7	1	12	3	18	15	13	-	24	3	44	20	160

RAJASTHAN	17		39	11	100	55	181	119		11	3	72	80	89	92	<b>852</b>
TAMIL NADU	3		3	-	4	15	80	72		5	1	-	-	29	29	<b>238</b>
TELANGANA	5		-	-	87	62	0	0		-	-	79	41	-	1	<b>270</b>
TRIPURA	4		-	-	7	2	0	9		1	-	3	4	1	11	<b>38</b>
UTTAR PRADESH	151		346	13	977	771	1136	1003		232	4	678	516	823	644	<b>7143</b>
UTTARAKHAND	13		8	2	81	68	39	30		13	-	75	59	42	62	<b>479</b>
WEST BENGAL	20		44	12	247	172	128	43		36	13	192	141	75	35	<b>1138</b>
<b>TOTAL</b>	<b>602</b>		<b>792</b>	<b>693</b>	<b>5571</b>	<b>4735</b>	<b>3350</b>	<b>2586</b>		<b>638</b>	<b>584</b>	<b>4584</b>	<b>4019</b>	<b>2315</b>	<b>1862</b>	<b>31729</b>

**State Wise Statistics Two Years Diploma Course in Calligraphy and Graphics Design**

State (Alphabetically)	No. of NGOs /Centre	No. of Students Male						No. of Students Female						Grand Total
		SC	ST	General		OBC		SC	ST	General		OBC		
				Minority	Others	Minority	Others			Minority	Others	Minority	Others	
ANDHRA PRADESH	4	1	0	51	0	19		8	1	61	0	61		202
BIHAR	8	1	0	72	1	111		0	1	62	0	98		346
CHENNAI	1	0	0	0	0	12		0	0	0	0	13		25
CHHATISHGARH	5	2	1	49	0	32		3	3	135	0	25		250
DELHI	5	0	0	28	0	6		2	0	154	0	48		238
GUJARAT	1	0	0	25	0	0		0	0	0	0	0		25
JAMMU & KASHMIR	5	0	13	32	0	5		0	6	165	0	4		225
JHARKHAND	2	0	0	5	0	69		0	0	0	0	25		99
MADHYA PRADESH	4	2	0	55	0	30		0	0	53	0	57		197
MAHARASHTRA	1	0	1	14	0	3		0	0	49	0	8		75
NORTH EAST (ASSAM)	1	0	0	43	0	0		0	0	7	0	0		50
NORTH EAST (TRIPURA)	1	0	0	48	0	0		0	0	2	0	0		50
RAJASTHAN	3	1	0	32	0	25		0	0	51	0	16		125
TELANGANA	1	0	0	0	0	0		0	0	50	0	0		50
UTTAR PRADESH	26	4	0	298	0	267		1	0	275	0	401		1246
UTTARAKHAND	1	0	0	5	0	8		0	0	19	0	18		50
UTTR PRADESH	1	0	0	5	0	9		0	0	8	0	28		50
WEST BENGAL	1	0	0	8	0	6		0	0	1	0	10		25
<b>TOTAL</b>	<b>71</b>	<b>11</b>	<b>15</b>	<b>770</b>	<b>1</b>	<b>602</b>		<b>14</b>	<b>11</b>	<b>1092</b>	<b>0</b>	<b>812</b>		<b>3328</b>
<b>SUB TOTAL</b>				<b>1399</b>						<b>1929</b>				

**Annexure III**

**State Wise Statistics One Year Diploma Course in Urdu Language**

State (Alphabetically)	No. of NGOs /Centre	No. of Students Male						No. of Students Female						Grand Total
		SC	ST	General		OBC		SC	ST	General		OBC		
				Minority	Others	Minority	Others			Minority	Others	Minority	Others	
ANDHRA PRADESH	16	12	3	132	2	264		19	3	240	2	423		1100
BIHAR	78	38	7	1060	0	1074		15	6	1261	0	1526		4987
CHATTISGARH	14	3	5	174	0	147		3	11	288	0	125		756
DELHI	42	16	0	737	1	264		10	1	1017	0	342		2388
GOA	1	0	0	0	0	12		0	0	0	0	64		76
GUJARAT	21	3	0	687	0	49		0	0	646	0	16		1401
HARYANA	23	15	0	114	0	811		68	0	142	0	318		1468
HIMACHAL PRADESH	5	1	0	83	0	55		1	1	51	0	37		229
JAMMU & KASHMIR	35	35	14	940	0	27		27	12	1122	0	25		2202
JHARKHAND	31	4	4	92	0	859		6	2	104	1	905		1977
KARNATAKA	31	4	0	372	0	389		12	0	822	0	390		1989
KERALA	15	1	2	2	0	907		1	0	3	0	137		1053
MADHYA PRADESH	50	40	4	664	0	823		28	3	751	0	960		3273
MAHARASHTRA	67	47	13	1753	0	312		61	13	2066	0	342		4607
NORTH EAST (ASSAM)	34	7	2	1280	0	55		5	0	936	0	55		2340
NORTH EAST (MANIPUR)	11	2	9	154	0	381		2	6	41	0	279		874
NORTH EAST (MEGHALAYA)	5	1	5	181	0	1		0	5	122	0	1		316
ODISHA	16	1	0	573	0	0		1	0	478	0	0		1053
PUNJAB	5	0	0	47	0	88		1	0	7	0	34		177
RAJASTHAN	37	11	5	243	0	24	1061	16	6	263	0	520		2125



**State Wise Statistics One Year Diploma Course in Urdu Language**

State (Alphabetically)	No. of NGOs /Centre	No. of Students Male						No. of Students Female						Grand Total	
		SC	ST	General		OBC		SC	ST	General		OBC			
				Minority	Others	Minority	Others			Minority	Others	Minority	Others		
TAMIL NADU	8	1	0	3	0	247		2	0	31	0	312		596	
TELANGANA	12	1	0	317	0	20		1	0	501	0	56		896	
UTTAR PRADESH	382	460	34	6133	0	6281		377	23	6258	1	7533		27100	
UTTARANCHAL	24	20	0	226	0	500		18	3	331	0	543		1641	
WEST BENGAL	30	10	0	781	1	112		16	3	833	0	65		1821	
<b>TOTAL</b>	<b>993</b>	<b>733</b>	<b>107</b>	<b>16748</b>	<b>4</b>	<b>14739</b>		<b>690</b>	<b>98</b>	<b>18314</b>	<b>4</b>	<b>15008</b>		<b>66445</b>	
<b>SUB TOTAL</b>				<b>32331</b>							<b>34114</b>				

<b>CABA-MDTP</b>	<b>602</b>		<b>17727</b>			<b>14002</b>		<b>31729</b>
<b>Grand Total</b>								
<b>(Urdu Dip. + CABA-MDTP)</b>	<b>1595</b>		<b>50058</b>			<b>48116</b>		<b>98174</b>
<b>(993 + 602)</b>								

**State Wise Statistics Two Years Diploma Course in Functional Arabic**

State (Alphabetically)	No. of NGOs /Centre	No. of Students Male						No. of Students Female						Grand Total
		SC	ST	General		OBC		SC	ST	General		OBC		
				Minority	Others	Minority	Others			Minority	Others	Minority	Others	
ANDHRA PRADESH	10	0	0	77	1	158		1	0	131	0	370		738
BIHAR	40	5	2	891	1	593		5	0	569	1	569		2636
CHHATTISGARH	2	0	0	17	0	0		0	0	34	0	0		51
DELHI	14	0	0	346	0	115		0	0	216	0	63		740
GOA	1	0	0	0	0	12		0	0	11	0	53		76
GUJARAT	9	1	1	275	0	19		1	0	161	0	0		458
HARYANA	15	1	0	131	0	618		0	0	125	0	234		1109
HIMACHAL PRADESH	2	0	0	61	0	41		0	0	25	0	28		155
JAMMU & KASHMIR	13	0	1	367	0	35		2	2	387	1	21		816
JHARKHAND	9	0	0	2	0	304		0	0	78	0	230		614
KARNATAKA	16	0	0	169	0	224		0	0	593	0	128		1114
KERALA	14	0	2	4	0	979		0	0	3	0	179		1167
MADHYA PRADESH	17	3	0	349	0	233		0	0	305	0	207		1097
MAHARASHTRA	42	2	1	1084	0	165		0	0	1276	0	275		2803
NORTH EAST (ASSAM)	11	0	0	387	0	1		0	0	428	0	1		817
NORTH EAST (MANIPUR)	3	1	1	101	0	90		0	0	36	0	3		232
NORTH EAST (TRIPURA)	1	0	0	30	0	0		0	0	7	0	0		37
ODISHA	5	0	0	248	0	0		0	0	140	0	0		388
PUNJAB	2	0	0	30	0	86		0	0	8	0	30		154
RAJASTHAN	8	0	1	70	0	26 212		0	0	110	0	20		413

**State Wise Statistics Two Years Diploma Course in Functional Arabic**

State (Alphabetically)	No. of NGOs /Centre	No. of Students Male						No. of Students Female						Grand Total
		SC	ST	General		OBC		SC	ST	General		OBC		
				Minority	Others	Minority	Others			Minority	Others	Minority	Others	
TAMIL NADU	3	0	0	1	0	144		0	0	0	0	154		299
TELANGANA	6	0	0	149	0	3		0	0	285	1	7		445
UTTAR PRADESH	226	27	17	4250	2	4016		45	4	3765	1	4086		16213
UTTRAKHAND	8	0	0	86	0	144		0	0	53	0	161		444
WEST BENGAL	20	0	0	509	1	166		0	0	429	0	240		1345
<b>TOTAL</b>	<b>497</b>	<b>40</b>	<b>26</b>	<b>9634</b>	<b>5</b>	<b>8358</b>		<b>54</b>	<b>6</b>	<b>9175</b>	<b>4</b>	<b>7059</b>		<b>34361</b>
<b>SUB TOTAL</b>				<b>18063</b>						<b>16298</b>				

**State Wise Statistics One Year Certificate Course in Arabic Language**

State (Alphabetically)	No. of NGOs /Centre	No. of Students Male						No. of Students Female						Grand Total
		SC	ST	General		OBC		SC	ST	General		OBC		
				Minority	Others	Minority	Others			Minority	Others	Minority	Others	
ANDHRA PRADESH	8	3	1	44	0	134		6	0	29	0	253		470
BIHAR	50	28	4	719	0	696		18	0	647	0	790		2902
CHATTISGARH	6	0	0	69	0	67		0	0	111	0	41		288
DELHI	19	11	1	427	1	109		10	1	536	0	135		1231
GUJARAT	10	1	0	397	0	7		0	0	265	0	4		674
HARYANA	12	1	1	61	0	507		0	0	26	0	144		740
HIMACHAL PRADESH	2	0	0	23	0	8		0	0	3	0	19		53
JAMMU & KASHMIR	22	4	21	513	1	26		2	10	516	0	46		1139
JHARKHAND	18	2	3	40	0	397		2	1	51	0	394		890
KARNATAKA	12	0	4	133	0	173		2	0	281	0	168		761
KERALA	9	0	0	10	0	497		0	1	1	0	115		624
MADHYA PRADESH	20	1	1	365	0	177		0	0	289	0	260		1093
MAHARASHTRA	30	3	1	597	0	57		6	1	767	0	126		1558
NORTH EAST (ASSAM)	17	3	1	588	0	36		1	0	468	0	40		1137
NORTH EAST (MANIPUR)	5	0	0	1	0	229		1	0	0	0	153		384
NORTH EAST (TRIPURA)	1	0	0	61	0	0		0	0	12	0	0		73
ODISHA	16	0	0	623	0	0		0	0	445	0	0		1068
PUNJAB	4	0	0	15	0	28		2	0	6	0	49		100
RAJASTHAN	19	1	0	75	0	465		0	0	131	0	142		814
TAMILNADU	4	0	0	3	0	28	147	1	0	2	0	197		350

**State Wise Statistics One Year Certificate Course in Arabic Language**

State (Alphabetically)	No. of NGOs /Centre	No. of Students Male						No. of Students Female						Grand Total			
		SC	ST	General		OBC		SC	ST	General		OBC					
				Minority	Others	Minority	Others			Minority	Others	Minority	Others				
TELANGANA	7	0	0	185	0	15		0	0	309	0	4		513			
UTTAR PRADESH	185	10	23	2975	2	2972		40	5	2535	0	3278		11930			
UTTARAKHAND	9	2	0	76	0	155		0	0	76	0	236		545			
WEST BENGAL	17	1	0	363	2	55		1	0	443	0	51		916			
<b>TOTAL</b>	<b>502</b>	<b>161</b>	<b>61</b>	<b>8363</b>	<b>6</b>	<b>6957</b>		<b>92</b>	<b>19</b>	<b>7949</b>	<b>0</b>	<b>6645</b>		<b>30253</b>			
<b>SUB TOTAL</b>				<b>15548</b>								<b>14705</b>					

**State Wise Statistics One Year Certificate Course in Persian Language**

State (Alphabetically)	No. of NGOs /Centre	No. of Students Male						No. of Students Female						Grand Total
		SC	ST	General		OBC		SC	ST	General		OBC		
				Minority	Others	Minority	Others			Minority	Others	Minority	Others	
ANDHRA PRADESH	3	2	0	15	0	82		5	0	21	0	65		190
BIHAR	12	10	4	254	0	132		8	0	195	0	120		723
CHATTISGARH	1	0	0	20	0	0		0	0	7	0	0		27
DELHI	5	0	0	111	0	47		0	0	123	0	23		304
GUJARAT	5	6	4	167	0	15		1	0	89	0	0		282
HARYANA	4	0	0	1	0	271		1	0	0	0	38		311
HIMACHAL PRADESH	1	0	0	15	0	0		0	0	10	0	0		25
JAMMU & KASHMIR	8	0	0	214	0	1		0	1	250	0	0		466
JHARKHAND	1	0	0	0	0	65		0	0	0	0	12		77
KARNATAKA	3	0	0	15	1	39		0	0	94	0	33		182
KERALA	2	0	0	0	0	132		0	0	0	0	0		132
MADHYA PRADESH	3	1	0	56	0	3		0	0	24	0	5		89
MAHARASHTRA	4	1	0	52	0	13		0	0	77	0	38		181
NORTH EAST (ASSAM)	4	0	0	132	0	0		0	0	133	0	0		265
ODISHA	2	0	0	56	0	0		0	0	46	0	0		102
RAJASTHAN	7	0	1	6	0	280		0	0	10	0	44		341
TAMIL NADU	1	0	0	0	0	92		0	0	0	0	8		100
TELANGANA	3	1	0	97	0	22		0	0	35	0	1		156
UTTAR PRADESH	42	29	1	502	0	984		20	2	382	1	953		2874
UTTARAKHAND	2	0	0	4	0	30	16	0	0	2	0	58		80

**State Wise Statistics One Year Certificate Course in Persian Language**

State (Alphabetically)	No. of NGOs /Centre	No. of Students Male						No. of Students Female						Grand Total
		SC	ST	General		OBC		SC	ST	General		OBC		
				Minority	Others	Minority	Others			Minority	Others	Minority	Others	
WEST BENGAL	6	0	0	227	0	21		0	2	209	0	3		462
<b>TOTAL</b>	<b>119</b>	<b>50</b>	<b>10</b>	<b>1944</b>	<b>1</b>	<b>2215</b>		<b>35</b>	<b>5</b>	<b>1707</b>	<b>1</b>	<b>1401</b>		<b>7369</b>
<b>SUB TOTAL</b>		<b>4220</b>						<b>3149</b>						